


# DOCK LEVELER

technological way of making your work easier





# FOR COMFORT AND SAFETY OF ANYTHING YOU CARE IN YOUR LIFE



We always ask ourselves this question: How can we provide both comfort and safety at the same time? Yes, in fact, comfort and safety are two conflicting words... But we ourselves create miracles with these two words... just with some knowledge, intelligence and ability... which are our key words en route to serve humanity. With these key words, we fit comfort and safety into a frame and here emerges White Rose. We, as White Rose, questioning continuously, have rendered our products suitable for people, not the other way around.

What are their needs, how can we assist them in their daily life? First, we discussed all these questions with our professional team and then we could answer them observing the needs of our people.

Thus, under three titles, we made use of our cutting-edge technology for humans comfort and safety. With our Industrial Automation, Urban Automation and Home Automation products we obtained answers of our questions and so we became an unrivaled company in Turkey, ranking among leading companies in the World. Thanks for deciding to get familiar with advanced technology we offer.





LESS EFFORT, MORE PRODUCTIVITY...





# WHAT ARE LOADING SYSTEMS?

They are hydraulic ramps, mostly used at large places such as warehouses to function as a bridge between loader vehicle and load receiving vehicle for load handling works. Loading ramps, produced in compliance with new technology, make your work extremely easy thanks to their various maneuver capability and enable you to do your handling works with less effort, in much shorter time than ever before. They are technological products which expediting your works save you time and money up to %100.



# LET YOU ENJOY THE PLEASURE OF COMPLETING YOUR SCHEDULED WORK IN TIME

This pleasure is in the spirit of all ramp models we produce. This perspective of ours, encompassing all aspects of sustainability in business, is a part of our innovative thinking behind our new technologies which offer you a higher efficiency with less energy consumption yet standing firm on making your work easier. Our new technology-product loading ramps are user friendly, owing to the ergonomic design and excellent production engineering. They act as you like since they have many different movement directions. Committed to the mission of saving time, White Rose Loading Ramps promise you the pleasure of completing your work in time and without getting tired.




# WHAT WE OFFER: TOP-LEVEL SAFETY

page 8




HINGED  
DOCK LEVELER

page 10



TELESCOPIC  
DOCK LEVELER

page 12



DOCK SHELTER





## HINGED DOCK LEVELER

increase your work performance

It functions as a bridge between warehouse and vehicle, making your loading operations faster. Hinged Loading Ramp provides a wider shared space for increasing your work performance. Gives you a time advantage in your load handling works




side view



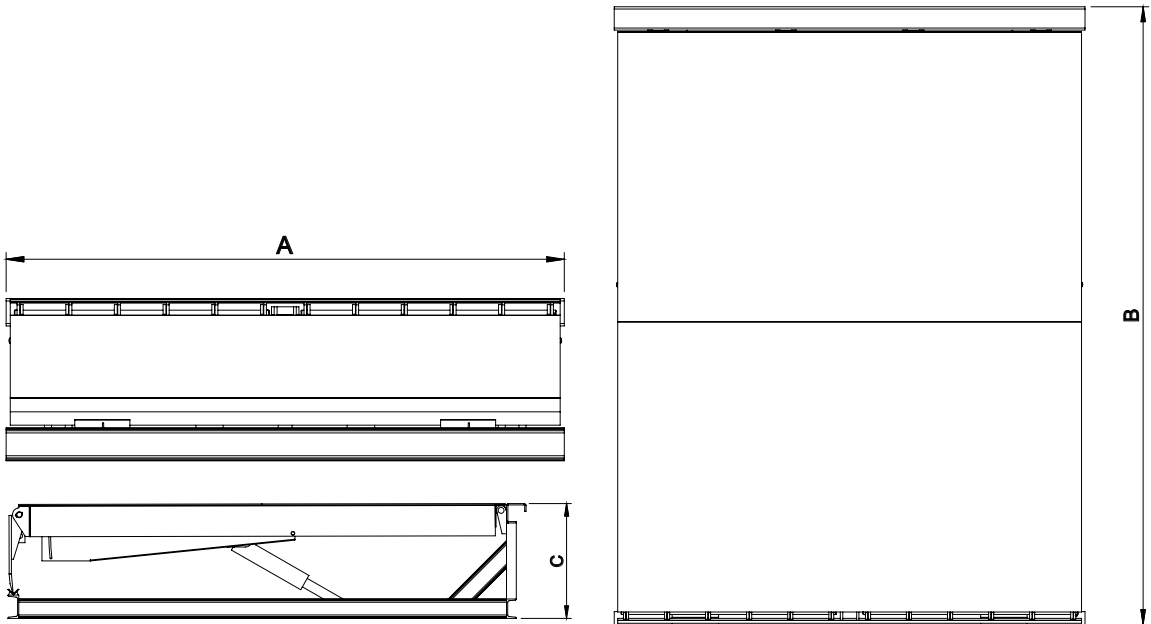
front view



rear view



## product details



	A	B	C
2000x2000	2030	2162	590
2000x2500		2662	
2000x3000		3162	


Type	2000x2000	2000x2500	2000x3000
Working system	Hydraulic		
Motor power / Kw	1,1		1,5
Operating pressure min.	20 Bar		
Operating pressure max.	100 Bar		
Current draw / A	2,85		3,8
Power supply	380V / 50-60 Hz		
Load bearing capacity	Standard 6 tons		

## A TECHNOLOGY THAT ADDS VALUE TO YOUR TIME

Reviewing all types of our Loading Systems products helps you find solutions for all your needs. Therefore, we kindly invite you to visit our web site.

[www.whiterose.com.tr](http://www.whiterose.com.tr)





## TELESCOPIC DOCK LEVELER

your professional partner

With its 7.5-ton lifting power, Telescopic Loading Ramp is a strong and functional product featuring electronic components and reliable workmanship. Installations are performed by dealer technical personnel who are certified by White Rose.



side view



front view

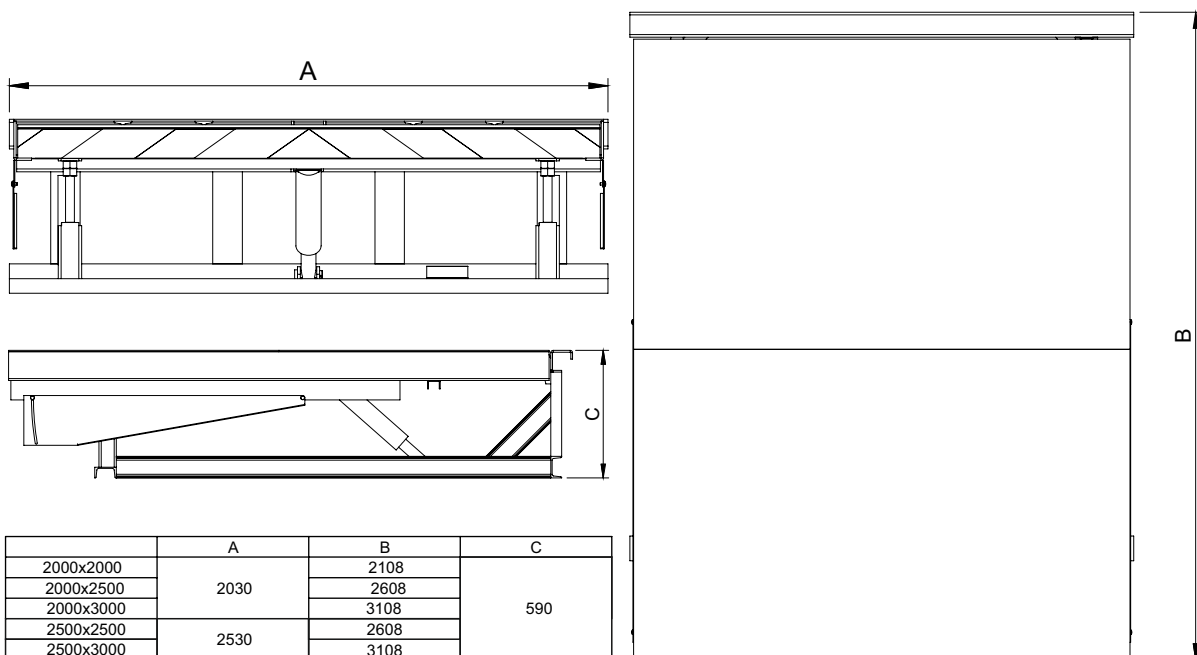


rear view





## product details



Type	2000x2000	2000x2500	2000x3000	2500x2500	2500x3000
Working system	Hydraulic				
Motor power / Kw	1,1				1,5
Operating pressure min.	20 Bar				
Operating pressure max.	100 Bar				
Current draw / A	2,85				3,8
Power supply	380V / 50-60 Hz				
Load bearing capacity	Standard 6 tons / Optional 9 tons				

## FUNCTIONAL DESIGN

Reviewing all types of our Loading Systems products helps you find solutions for all your needs. Therefore, we kindly invite you to visit our web site.

[www.whiterose.com.tr](http://www.whiterose.com.tr)





## DOCK SHELTER

energy efficiency

Being made of high quality material, functional and robust Loading Bridge systems minimize energy losses in load handling works and preserve you from work time loss.



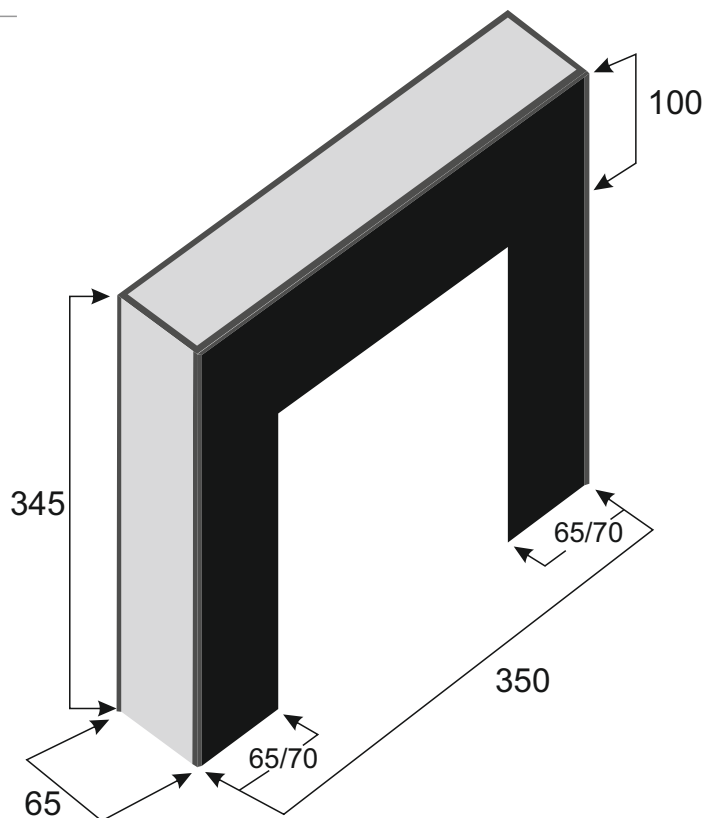
front view



side view



## product details



Dock Shelters	
Layer	1/2
Structure	S2/S4
Thickness	3 mm
Weight	3700 g/m <sup>2</sup> +-100
Pulling	4000/3800-600/5000
Tearing	500/500-1000/900
Coating	PVC Mat
Kindling Point	<100 mm/min

Specifications	
Frame	Aluminum
Arm Type	Parallel Arm
Arm	Steel
Front Material	3 mm
Side Material	1 mm
Material Technicality	
Thickness	3 mm
Weight	3700 g/m <sup>2</sup>
Tear Resistance	500/500 N(DIN53363)
Coating	PVC

## A TECHNOLOGY THAT ADDS VALUE TO YOUR TIME

Reviewing all types of our Loading Systems products helps you find solutions for all your needs. Therefore, we kindly invite you to visit our web site.

[www.whiterose.com.tr](http://www.whiterose.com.tr)





# BEST OPTION WE OFFER

	HINGED DOCK LEVELER	TELESCOPIC DOCK LEVELER
Typical Control Panel	✓	✓
PLC Control Panel	o	o
AC Motor	✓	✓
Single Piston	✓	✓
Double Piston	o	o
6-Ton Load Bearing Capacity	✓	✓
9-Ton Load Bearing Capacity	-	o
9-Ton Load Bearing Capacity	✓	✓
Automatic Retraction	o	-

## SYMBOLS and DESCRIPTIONS

- ✓ This Feature is Available
- o This Feature is Optional
- This Feature is Not Available

LET US GUARD  
YOUR SAFETY,  
YOU ENJOY  
YOUR LIFE



**Please Note:** This brochure may contain typological errors or inaccuracies due to further modifications in product features. Some equipment illustrated or described here at the moment may be available at an additional fee. Before placing an order please get in touch with your authorized White dealer to provide you with the latest information. The manufacturer reserves the right to make changes to prices, colors, materials, specifications and models at any time, without notice.

[WWW.WHITEROSE.COM.TR](http://WWW.WHITEROSE.COM.TR)



Please read  
for the product



DOCK  
LEVELER